Just in Time Teaching (JiTT) Infographic Tools

App Development to Support Technologically Assisted Faculty Development

Melissa Affa
Creative Designer, Associate Project Manager
Office of Academic Affairs, Northwell Health

Jennifer Groh
Project Manager,
Office of Academic Affairs, Northwell Health

Alice Fornari EdD, RDN
Associate Dean, Zucker SOM at Hofstra/Northwell
Vice President, Faculty Development Northwell Health

KEY FACTS

The largest integrated health system New York State

23 Hospitals

750+ Ambulatory facilities

~2,000 trainees and fellows

in **120** programs

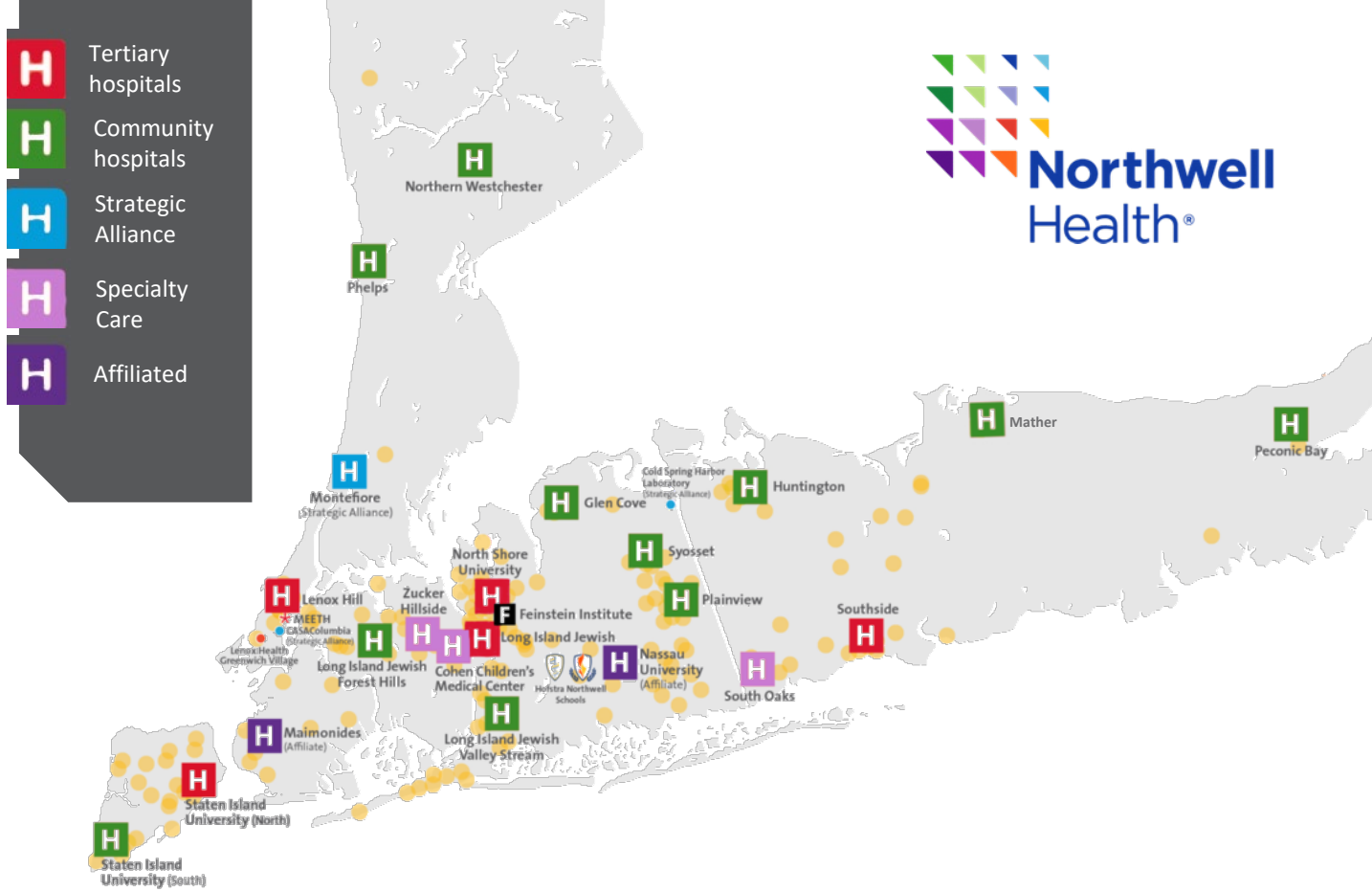

Five tertiary hospitals

- Lenox Hill Hospital
  - Manhattan Eye, Ear & Throat Hospital
- Long Island Jewish Medical Center
- North Shore University Hospital
  - Sandra Atlas Bass Heart Hospital
- Southside Hospital
- Staten Island University Hospital, North

Three specialty care hospitals

- Cohen Children's Medical Center
- South Oak's Hospital
- Zucker Hillside Hospital

11 community hospitals

- Glen Cove Hospital
- Huntington Hospital
- Long Island Jewish Forest Hills
- Long Island Jewish Valley Stream
  - The Orthopedic Hospital
- Northern Westchester Hospital
- Mather Hospital
- Peconic Bay Medical Center
- Phelps Hospital
- Plainview Hospital
- Staten Island University Hospital, South
- Syosset Hospital

Four Affiliated hospitals

- Boca Raton Regional Hospital, FL
- Crouse Health , NY
- Maimonides Medical Center , NY
- Nassau University Medical Center, NY

Strategic alliances

- CASAColumbia, NY
- Cold Spring Harbor Laboratory, NY
- Epworth HealthCare, Richmond, Australia
- Karolinska Institute
- One Brooklyn Health
- OPKO Health BioReference Laboratories
- Rothman Institute
- University of Norte Dame
- Western Connecticut Health Network
- Yale New Haven Health

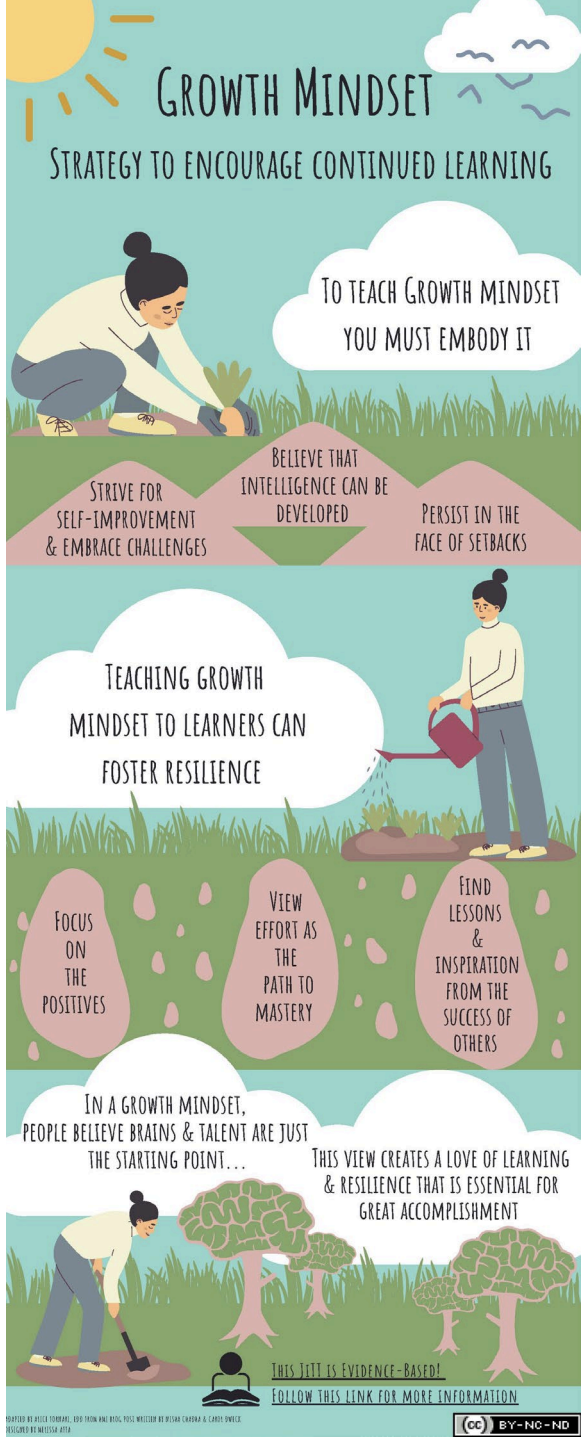

In reality, the learning environment is probably made up of many, many micro learning environments. To the learner within it, the environment may exist at his or her individual level, with the smallest microenvironment encompassing just one person, or one person plus his or her interaction with a single patient, peer or teacher.

Medical Education 2015: 49:
859–860
doi: 10.1111/medu.12736

Microlearning from Microteaching with Microcontent

- **Faculty Developers can Integrate learning concepts form the technology-enhanced learning filed to create new types of learning experiences (micro-learning, micro-credentialing, badging)**

- **The Learning Loop: Conceptualizing Just-in-Time Faculty Development**
- Yusuf Yilmaz PhD,Dimitrios Papanagnou MD, MPH,Alice Fornari EdD RDN,Teresa M. Chan MD FRCPC MHPE DRCPSC
- First published: 11 January 2022

https://doi.org/10.1002/aet2.10722

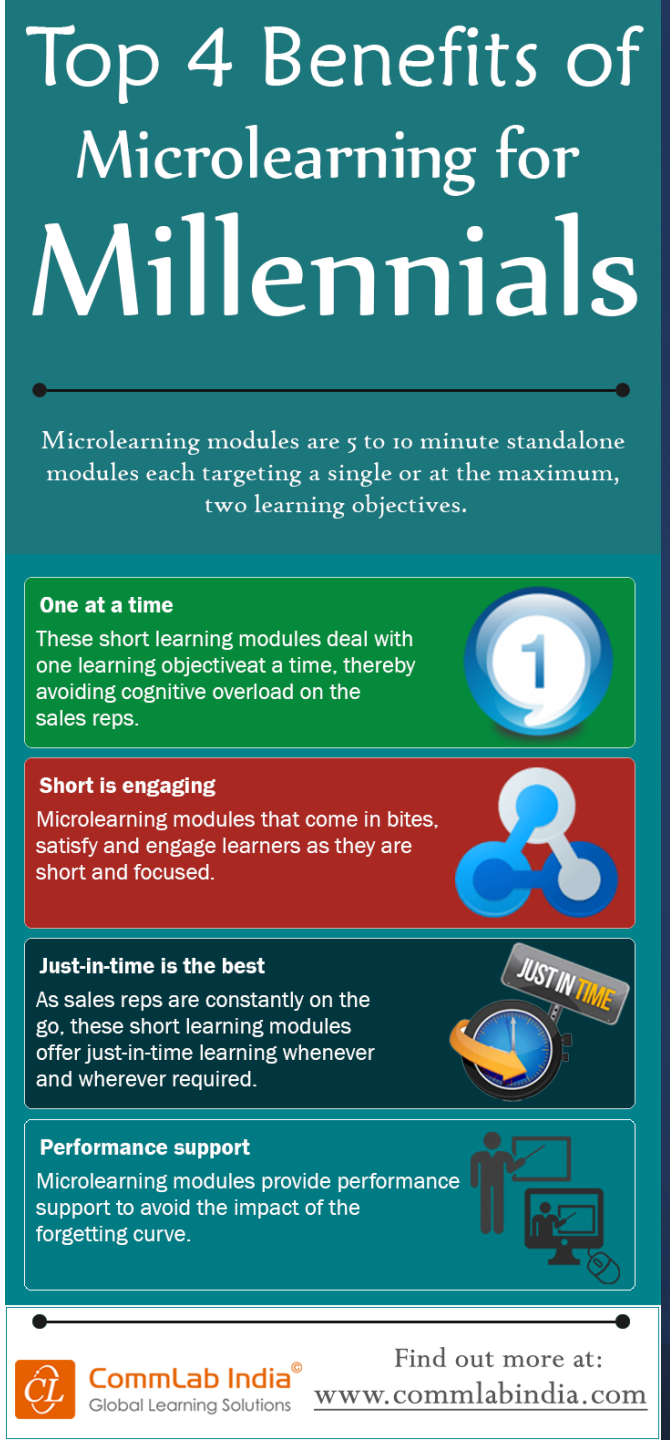

Just in Time (JiT) CE-PUPP Needs

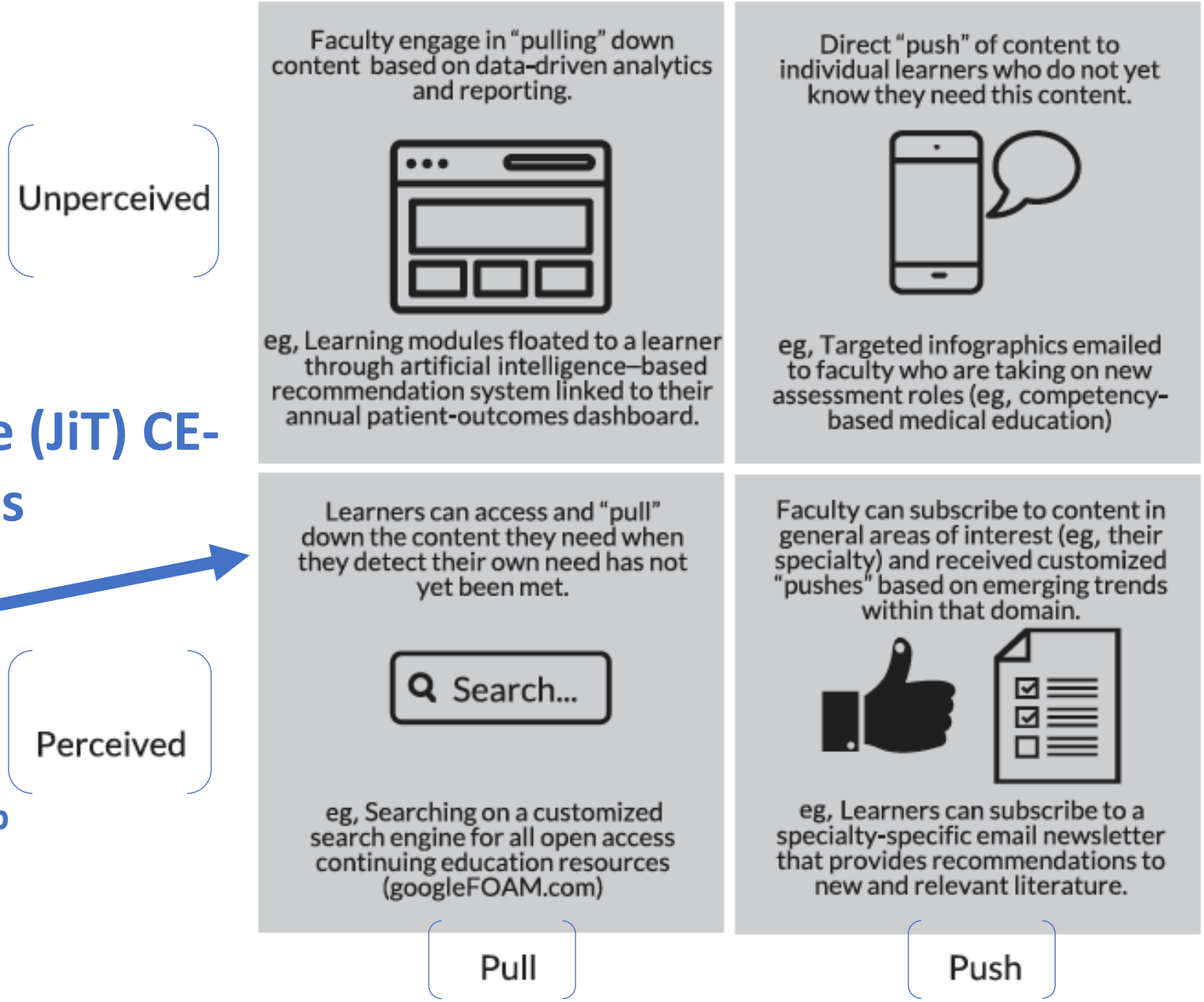

JiTT Infographic App Organized tagged microcontent

FIGURE 1. Perceived/unperceived push/pull taxonomy of just-in-time continuing education

JCEHP ■ Month 2021 ■ Volume 00 ■ Number 00

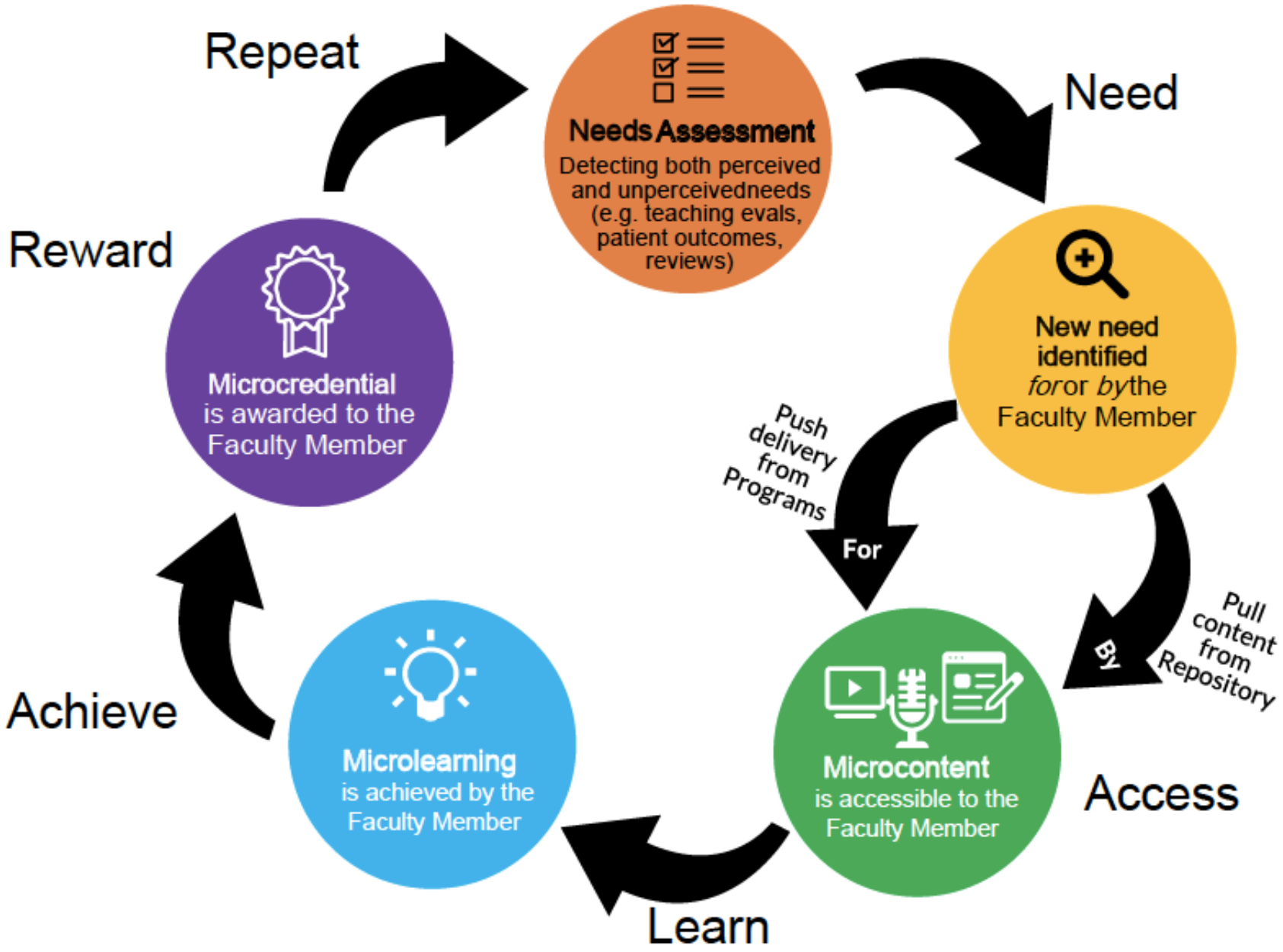

Just in Time Learning Loop

4 Key Elements of Microlearning Module

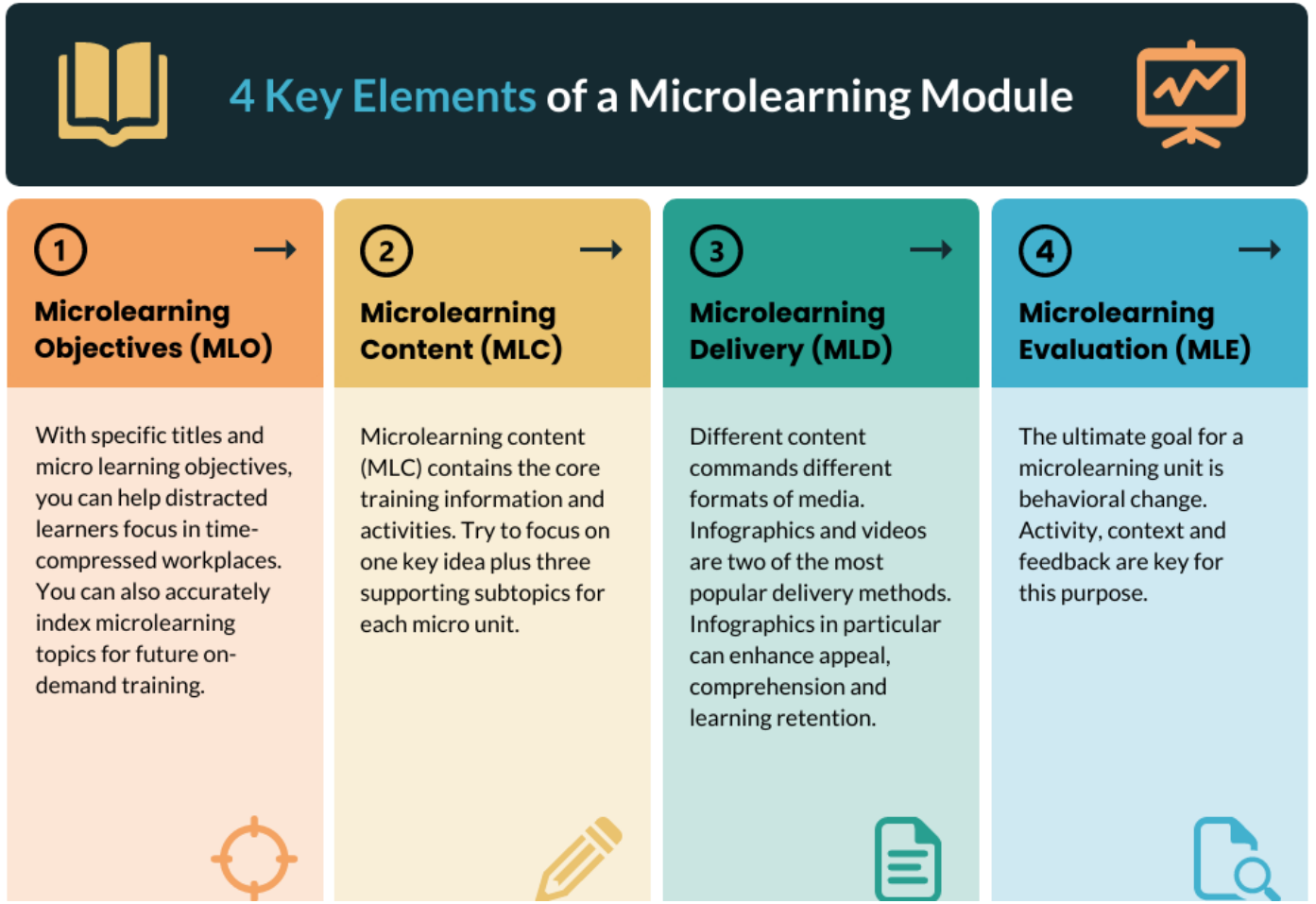

5 Features of Microlearning

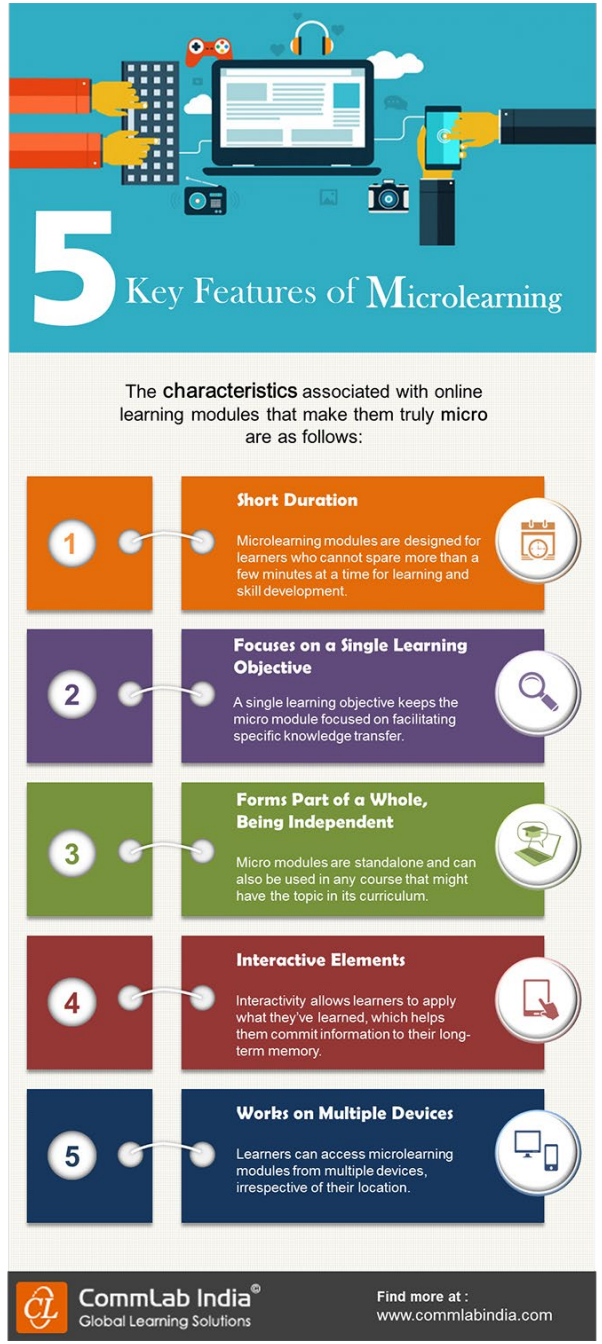

BACKGROUND

Trainees & faculty spend up to **25%** **of time teaching** medical students

Medical students **credit** **1/3** **of their clinical knowledge** to teaching from trainees & faculty

Therefore many trainee programs considers teaching skills such as Resident as Teacher (RAT) a core competency

The ACGME has recently published ***New Clinician Educator Milestones*** to provide pathways for professional development and framework for assessment

Though many times trainees

feel unprepared

Unsure…
What to teach? And When and How to teach it?

WELCOME

The **JiTT Infographic App** supports clinical teachers & trainees with free open-access medical education (FOAM) resources. All JiTT's are evidence-based & accessible on mobile devices, delivered asynchronously as a FD strategy.

- 24 categories with 200+ JiTTs
- Key word search engine
- Save "favorites" & download JiTTs as PDF
- Continued Education (CE) unit accreditation
- Review questions
- Live analytic data to monitor outcomes

Use this **QR code** to download the App

Questions?

Contact Alice Fornari,

afornari@northwell.edu

Follow on Twitter:

@afornari1 & @Jitt_Tools

Northwell Health®

Available for FREE download on both iOS and Android



Download on the App Store

GET IT ON Google Play

How to integrate technology in education using the **S.A.M.R. Model**

R

Technology allows for the creation of new tasks previously inconceivable

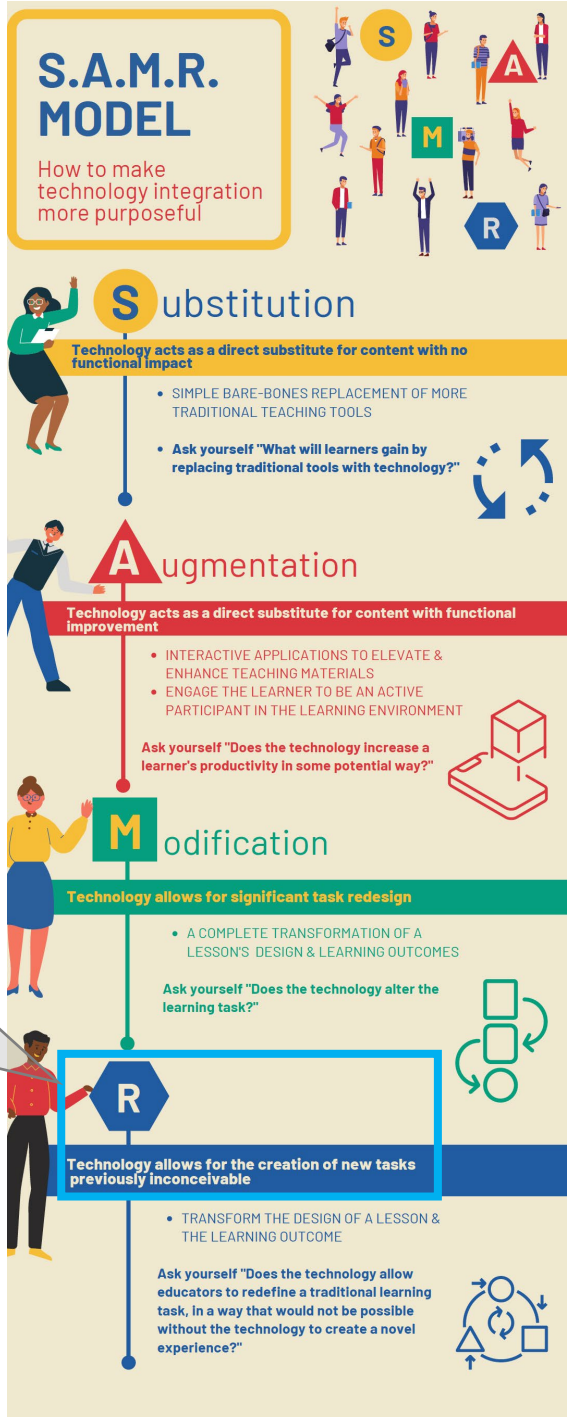

Why it matters?

Better Medical Education

Satisfaction with role
Professional identity formation

Improvement of Quality of Care

Medically

Productivity

Social

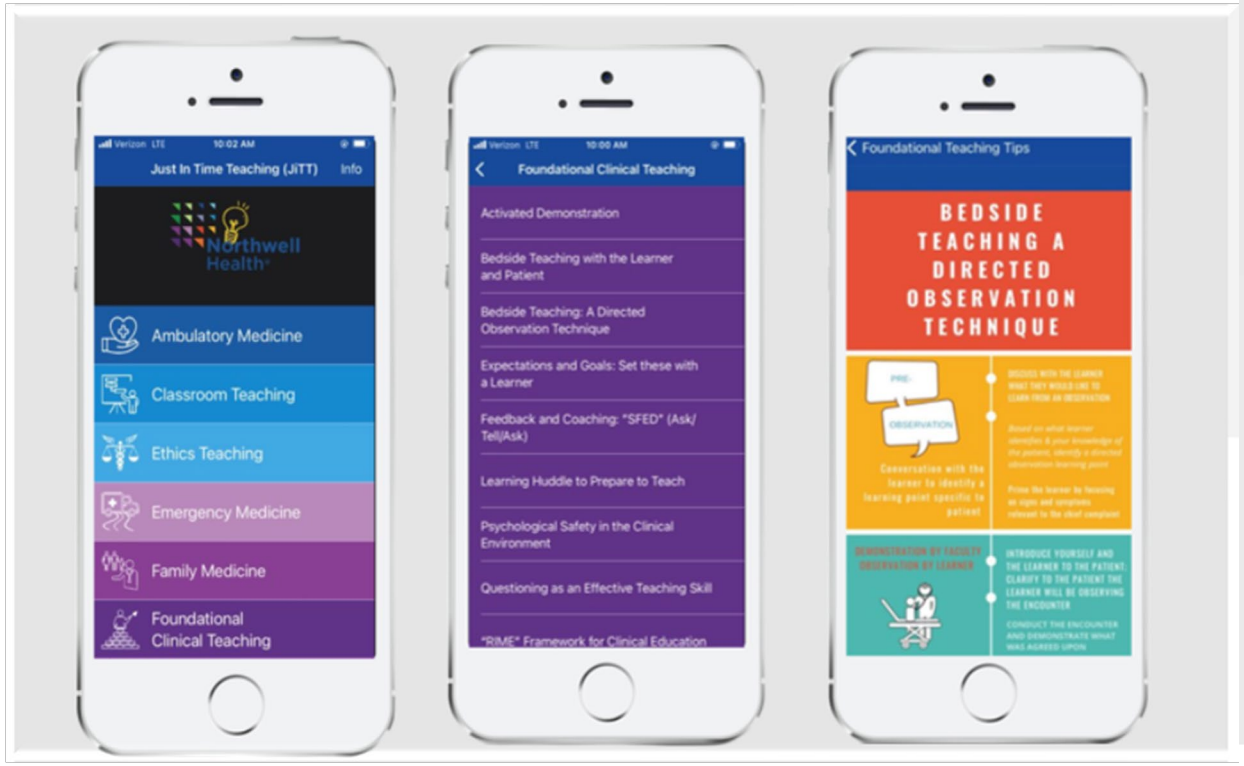

For use in the following settings...

- Inpatient
- Outpatient
- Ambulatory
- Classroom
- Grand Rounds

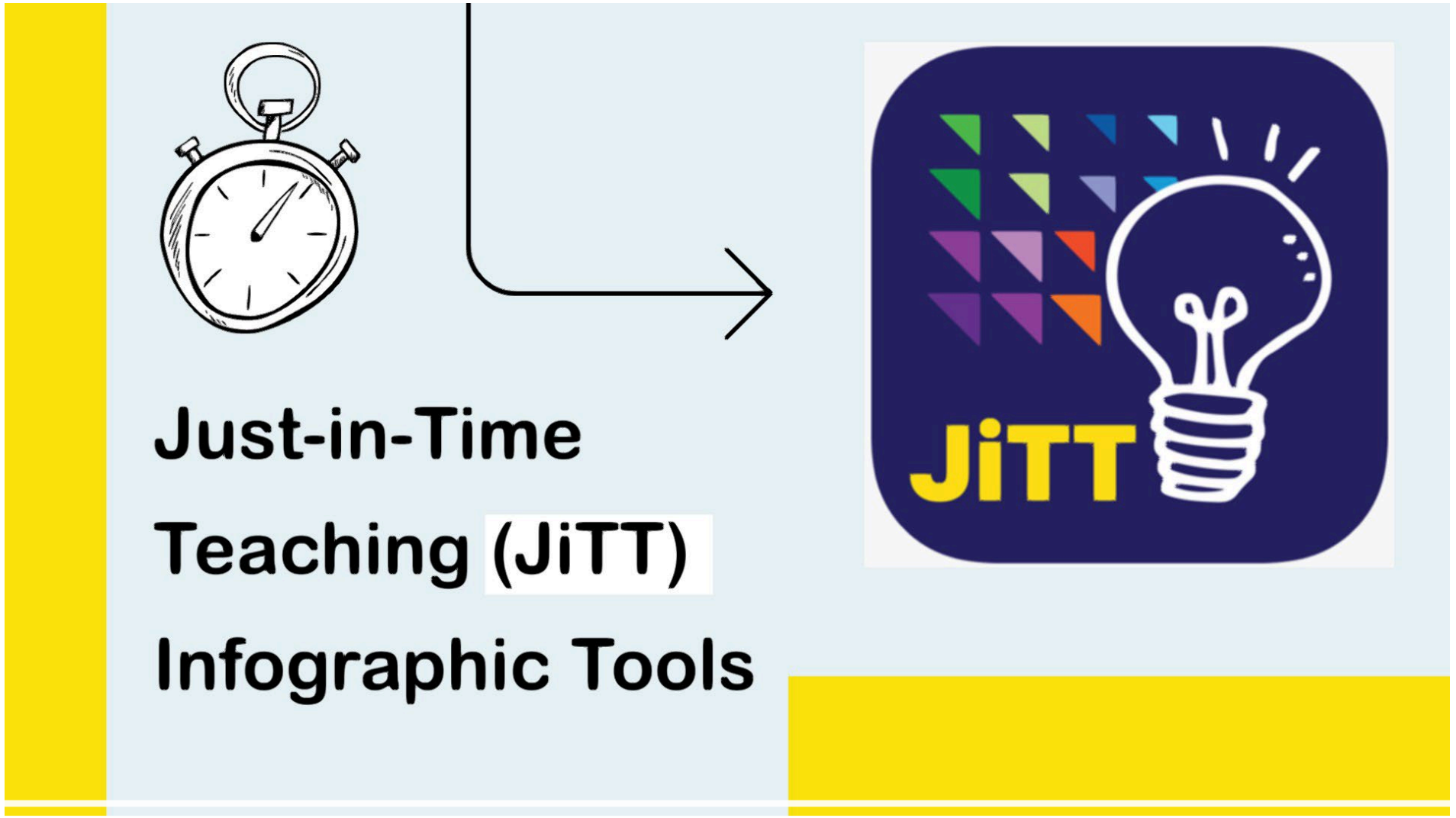

[How to use the JiTT App.]

Proposed Title of Graphic	
Subtitle tag line if any	
Content text and subtext (Can be broken down into teaching points)	
Indicate if the content is sequential (yes/no)	
Evidence based article citation	
Author Name, credentials, and Institution	
Author Email	
Collaborators Email	

JiTT Creation Guide

Submit this form to Melissa Affa, maffa@northwell.edu

Reminder: A focus on teaching the content NOT how to delivering the actual content

Questions? Please contact Alice Fornari afornari@northwell.edu

JiTT Timeline

From request to the App

Request

Residency or Fellowship program faculty or trainee submits an email request for the creation of a JiTT to the creative designer.

Content

The JiTT requestor will provide the creative designer with all material to be included in the infographic. This should include the title, section headers, a supporting evidence based article, as well as a review question.

Draft

Based on the content submitted, the creative designer creates a draft of the JiTT infographic.

Review/ Revisions

The JiTT requestor will receive the draft of the JiTT infographic and determine if any revisions need to be made.

Final JiTT

If revisions need to be made, the creative designer will make all changes and send back to the requestor for approval.

App

The final infographic as well as the corresponding review question is sent to the web developer who updates the App with the new content.

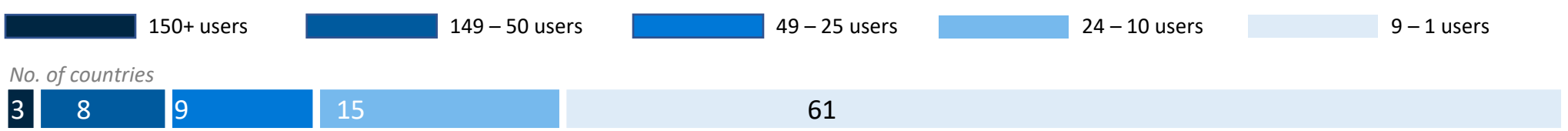

4,909

# of users downloaded the app

3,763 (76.7%)

# of active users

(defined as opening ≥ 1 JiTT)

96

# of countries

5.5 minutes

Average time spent per user reviewing JiTTs per week

6.7

Average # of JiTTs reviewed per user per week

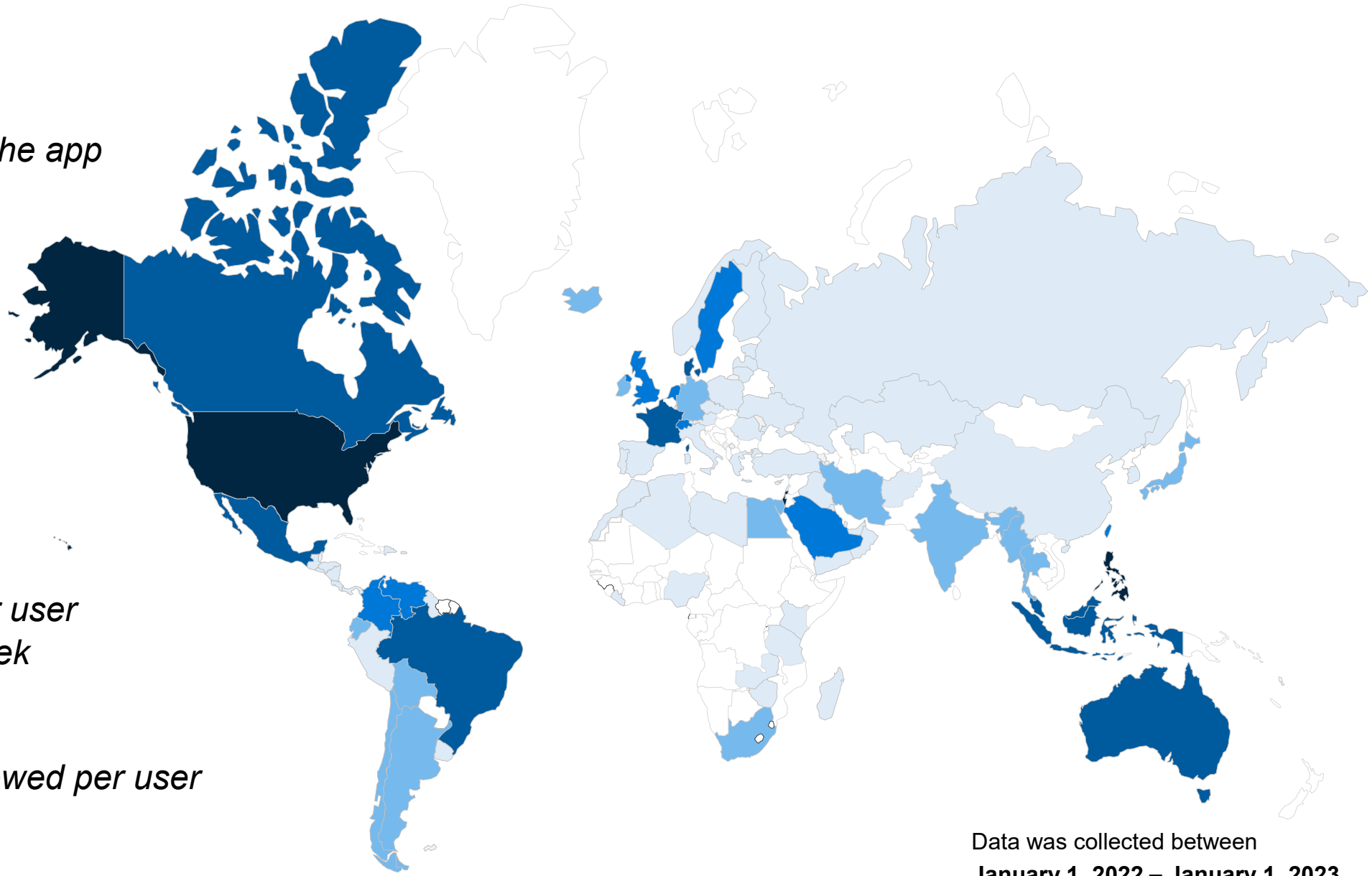

Data was collected between
January 1, 2022 – January 1, 2023

Top 5 Most Viewed Categories on the App

by the 3,763 active users from January 1, 2022 until January 1, 2023

Top 10 JiTTs viewed on the App

by the 3,763 active users from January 1, 2022 until January 1, 2023

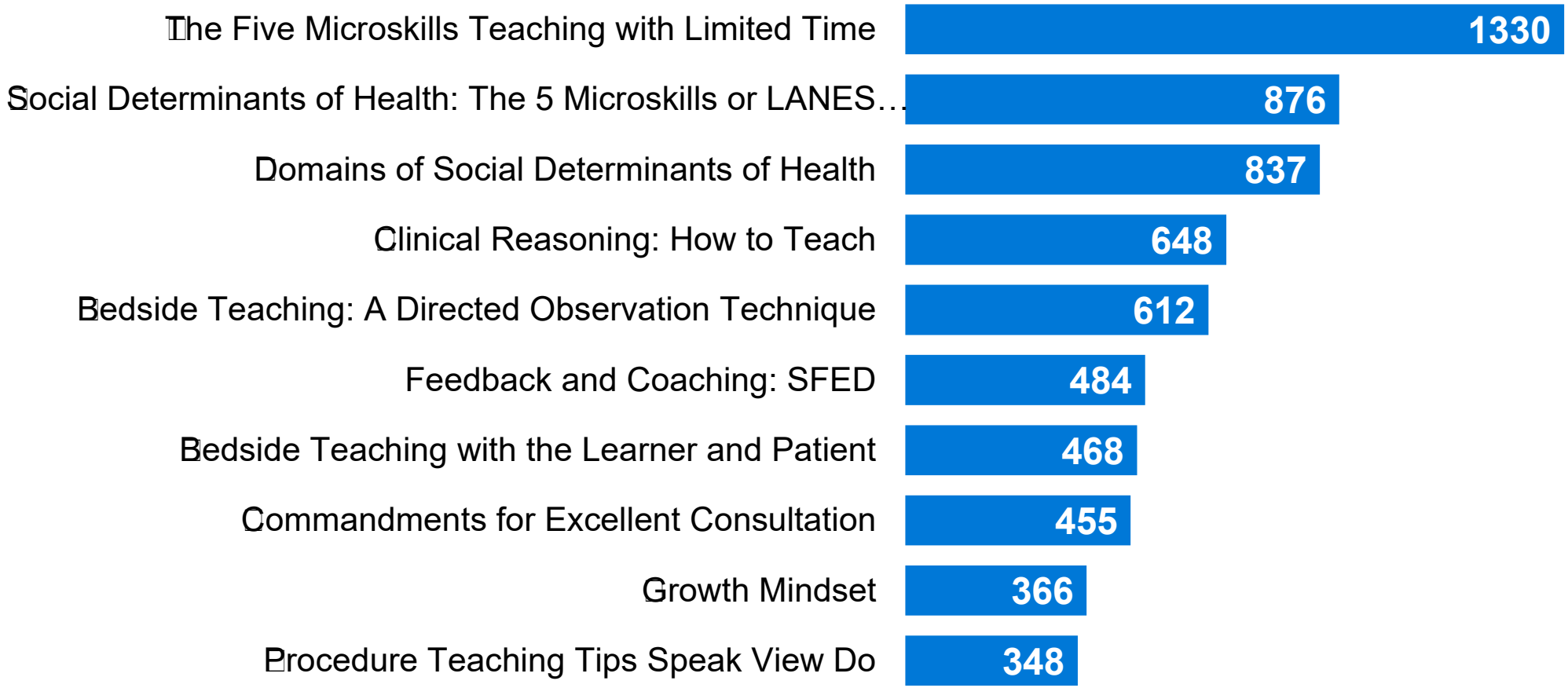

Feedback

- Continuing Education Unit (CEU) Users n= 10

Narrative feedback from survey respondents

“I really like the infographics etc. Some of these are exactly what we teach but love this type of technology.”

“Overall, an easy-to-use app, with a wealth of information, presented with admirably clear text and info graphics. I have recommended this to both junior and senior educator colleagues who have found it useful too. Thanks for making this app!”

“The fact that these are succinct are excellent and makes it digestible and reviewable multiple times to learn simple facts before teaching. Thank you!”

“JITT is a great idea and user friendly! I plan to use it for brief FD moments during departmental chiefs meetings and other faculty meetings.”

“I learned about JITT today and am absolutely amazed. Already had 3 friends download the app today and have recommended it to many more. Thank you!”

Next Steps

Northwell Health®



Whats New?

- ❑ 4 Additional Categories
  - ❑ Assessment
  - ❑ Communications
  - ❑ Palliative Care
  - ❑ Radiology
- ❑ *Internal Search Engine
- ❑ Powtoon Videos



Collaborate to add more JiTT infographics

Our next update will house 200 JiTT infographics!

Improve user comprehension & application with instructional videos

Focus data collection on learner comprehension of JITT content vs. usage data



*46 Active users used the search feature
since its implementation on Jan 30, 2023 until March 1, 2023,
with users searching an average of 4 times per week.

Domains of Social Determinants of Health

Scenario: There is a patient in the Emergency Room seeking care. They have not seen a doctor and are presenting with flu-like symptoms. Upon talking to the patient, you realize that the learner did not take a comprehensive social history on the patient. Using the Domains of Social Determinants of Health JiTT, you walk the learner through the five domains of Social Determinants of Health.

[Domains of Social Determinants of Health PowToon]

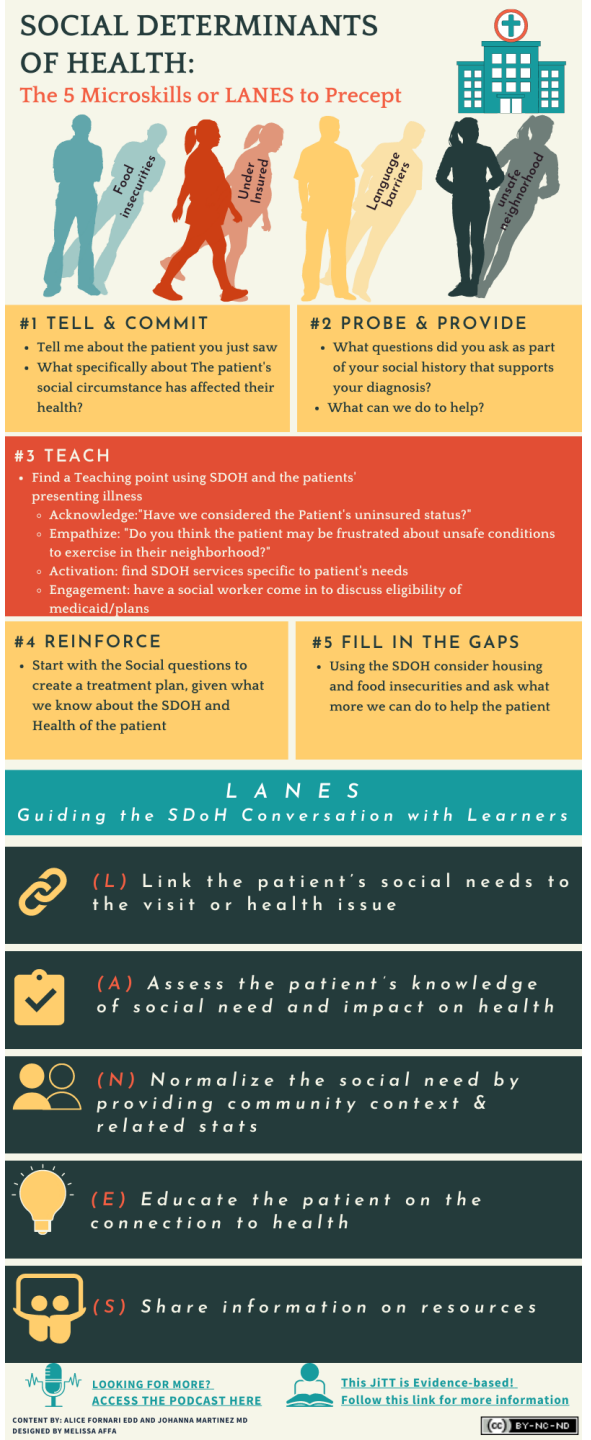

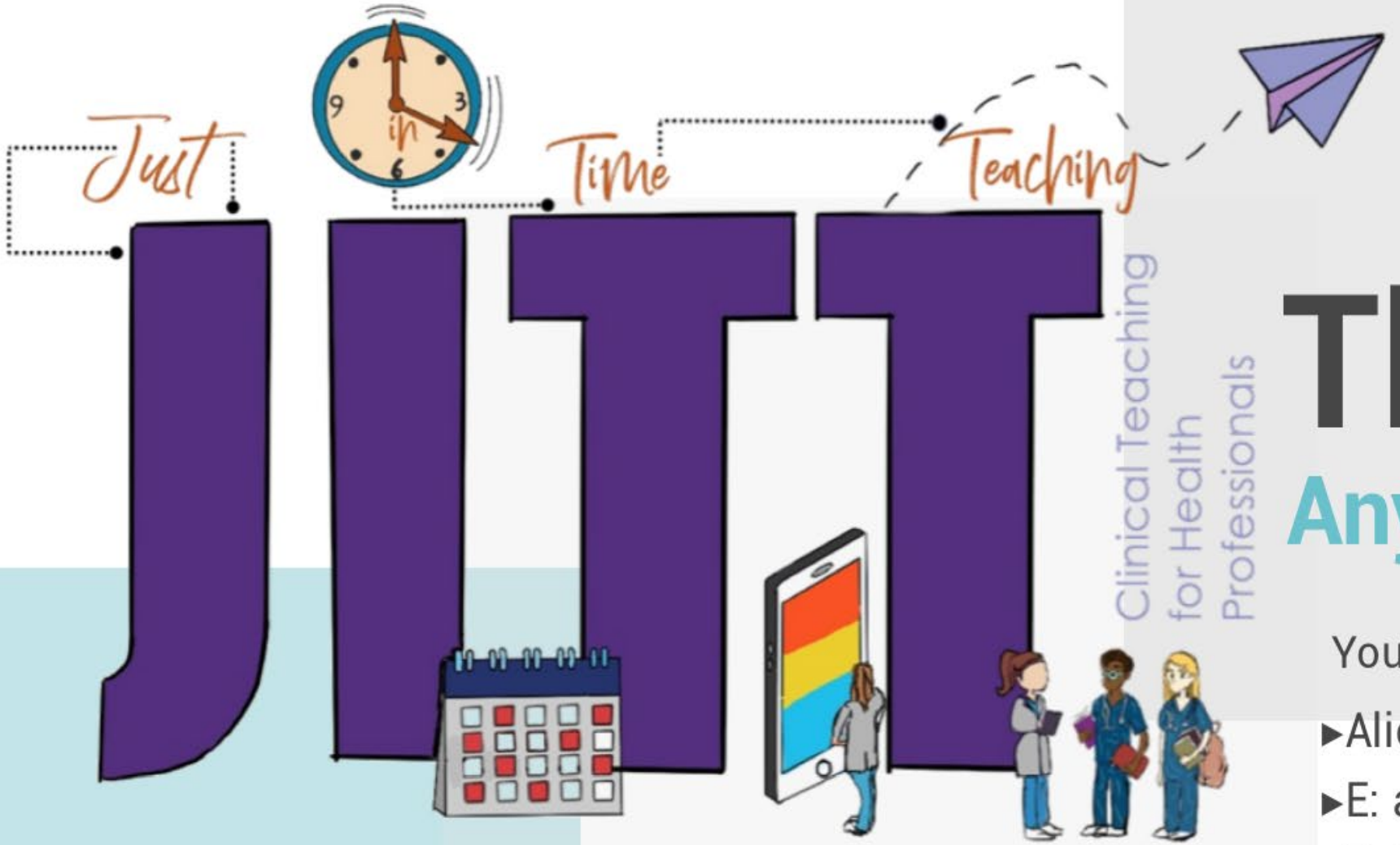

Thanks!

Any questions?

You can find me at:

- Alice Fornari EdD RDN
- E: afornari@northwell.edu
- T: (516) 633 1038
- Twitter @AFornari1