



Educational Appetizer VII: Securing Data from PollEverywhere

Micro-Faculty Development brought to you by Elisabeth Schlegel



DONALD AND BARBARA
ZUCKER SCHOOL *of* MEDICINE
AT HOFSTRA/NORTHWELL



Target Group & Resources

All faculty using PollEverywhere

<https://www.polleverywhere.com/features/reports>

- PollEverywhere contains a reporting feature and provides data from previous sessions to compare.
- Reports are available in pdf or excel format.
- <https://www.polleverywhere.com/features/reports>

Topic: Collecting Data over several Iterations of your Session.

When poll is active, respond at **PollEv.com/som2**

Text **SOM2** to **22333** once to join

Visual settings

Activate

Show results

Lock

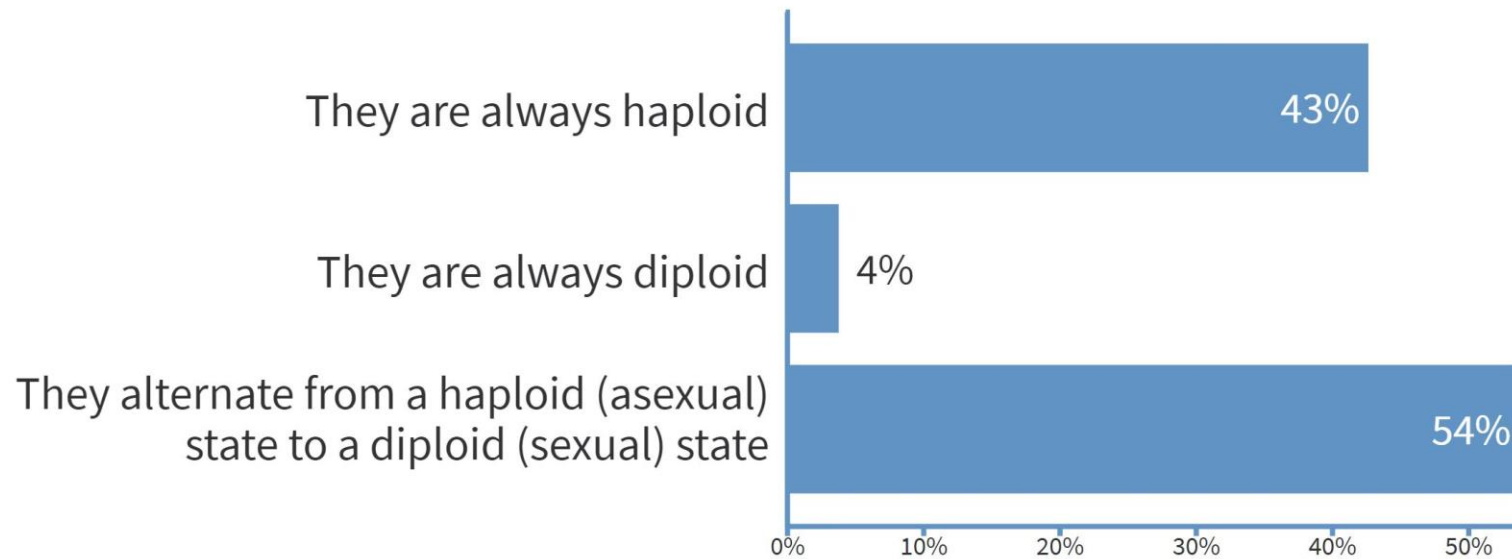
Clear results

Fullscreen

Next

Previous

Which of the following best describes bacteria?



Example

Which of the following best describes bacteria? [Rename](#)

Current run (last updated Sep 11, 2019 8:26am) [Update report](#)

1

Polls

54

Participants

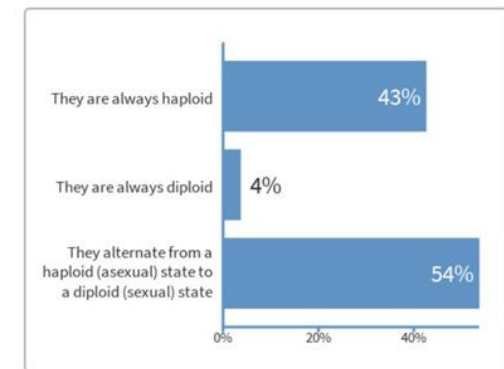
54

Average responses



Average engagement

Which of the following best describes bacteria?



Response options	Count	Percentage
They are always haploid	23	43%
They are always diploid	2	4%
They alternate from a haploid (asexual) state to a diploid (sexual) state	29	54%



Engagement

54

Responses

PollEverywhere: Executive Summary

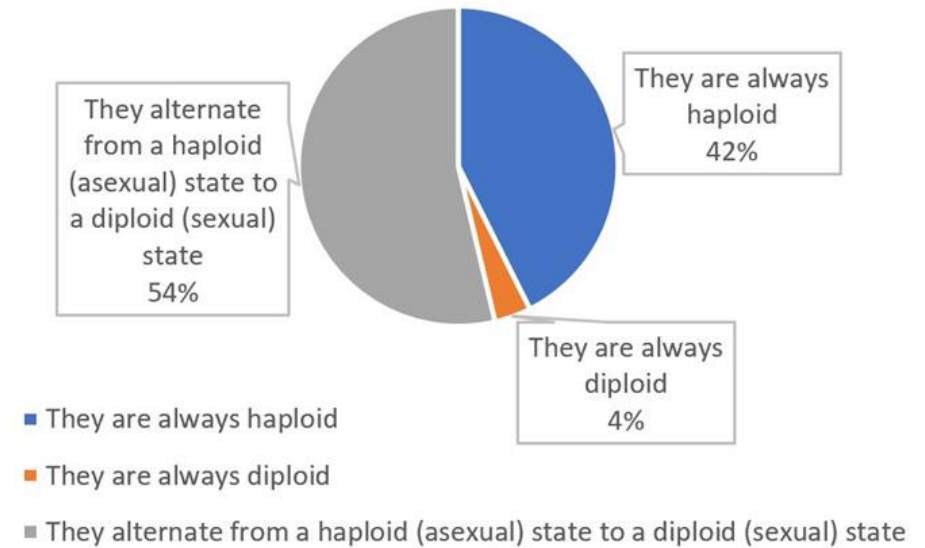
Which of the following best describes bacteria?

Activity count	1
Participant	54
Average response	54

Which of the following best describes bacteria?

Total responses	54
Unique participants	54
Response count	Percent
They are always haploid	23 42.59
They are always diploid	2 3.7
They alternate from a haploid (asexual) state to a diploid (sexual) state	29 53.7

Multiple choice 54 54 Count



PollEverywhere Data in Excel



