



Twelve tips for teaching brief motivational interviewing to medical students

Elizabeth J. Edwards , Amy J. Bannatyne  and Ashley C. Stark

Faculty of Health Sciences and Medicine, Bond University, Gold Coast, Australia

ABSTRACT

Background: Shifting from paternalistic to patient-centred doctor-patient relationships has seen a growing number of medical programs incorporate brief motivational interviewing training in their curriculum. Some medical educators, however, are unsure of precisely what, when, and how to incorporate such training.

Aims: This article provides educators with 12 tips for teaching brief motivational interviewing to medical students, premised on evidence-based pedagogy.

Methods: Tips were drawn from the literature and authors' own experiences.

Results: The 12 tips are: (1) Set clear learning objectives, (2) Select experienced educators, (3) Provide theoretical perspectives, (4) Share the evidence base, (5) Outline the "spirit", principles, and sequence, (6) Show students what it looks like, (7) Give students a scaffold to follow, (8) Provide opportunities for skill practice, (9) Involve clinical students in teaching, (10) Use varied formative and summative assessments, (11) Integrate and maintain, and (12) Reflect and evaluate.

Conclusions: We describe what to include and why, and outline when and how to teach the essential components of brief motivational interviewing knowledge and skills in a medical curriculum.

Introduction

Today's patients have numerous health concerns related to lifestyle factors; tobacco smoking, alcohol consumption, illicit drug use, and poor dietary choices are cited as major causes of global burden of disease (Ezzati et al. 2002). Consequently, medical practitioners are engaging in behavior change conversations and playing a critical role in motivating patients to adopt and maintain healthy behaviors. The challenge for medical educators is to assist medical students to acquire the confidence, knowledge, and effective patient-centred communication skills in readiness for these conversations.

Motivational interviewing has gained empirical support as the gold-standard for health behavior change conversations (Miller and Rollnick 2002; Rollnick et al. 2007), contrary to interactions based on advice-giving which have shown to increase resistance to change (Butler et al. 1999). Motivational interviewing creates an opportunity for medical practitioners to help patients explore and resolve ambivalence towards changing an unhealthy behavior (Levensky et al. 2007). Brief motivational interviewing is used in time-pressured settings such as hospital bedsides and outpatient clinics (Rollnick et al. 1992, 1999). Numerous studies have confirmed the efficacy of brief motivational interviewing for changing eating habits, increasing exercise, reducing alcohol consumption, giving up smoking and other drugs, and improving treatment adherence behaviors (Lundahl et al. 2013) with primary care conversations of this nature taking just 10 to 12 minutes (Rollnick et al. 1999).

Teaching motivational interviewing or brief motivational interviewing to medical students is a recent inclusion in medical curricula around the globe. A growing number of

studies have evaluated the effectiveness of such teaching, and reported positive results (Poirier et al. 2004; Bell and Cole 2008; Spollen et al. 2010). The Bond University medical program is 14 semesters of study: the first 8 semesters are pre-clinical and the remaining 6 semesters are conducted in a clinical setting. At Bond University, a study investigated the efficacy of teaching brief motivational interviewing to pre-clinical medical students in their sixth semester of study, and established improved confidence, knowledge and behavior change counseling skills, using a 2-hour didactic workshop, a 2-hour role-play triad session, and 4 × 2-hour simulated patient encounters (Edwards et al. *in press*). Another study demonstrated similar results using experienced healthcare providers (Edwards et al. 2015). The aim of this article is to communicate our teaching experiences and provide the reader with sound, theory-based, practical tips for the development and application of teaching brief motivational interviewing in a medical program.

Tip 1

Set clear learning objectives

Our curriculum is premised on the Learn, See, Practice, Prove, Do, Maintain Model; an evidence-based pedagogical framework for mastery of skills in medicine (Sawyer et al. 2015). Sawyer et al.' 6-step teaching framework, is well-suited to achieving competency in brief motivational interviewing skills, such that students: (First) *Learn* the theoretical underpinnings of behavior change; (Second) *See* a demonstration of the behavior change process in a large-group workshop; (Third) *Practice* their counseling skills with peers in role-play triads; (Fourth) *Prove* their skill acquisition in small-group practice sessions with simulated patient

cases, receive feedback from experienced educators, and demonstrate their knowledge and understanding in a barrier examination; (Fifth) *Do* brief motivational interview with real patients in a primary care setting, under direct supervision; and (Sixth) *Maintain* their behavior change counseling skills during integral back-to-base teaching in their clinical years.

Well-defined learning objectives are essential for each step of the curriculum. In our program, the learning objectives for the initial 2-hour workshop are as follows: *describe common health behavior change theories, identify common influences on peoples' decisions about their health and recognize the need for an evidence-based approach to behavior change counseling.* The learning objective for the role-play triads is as follows: *demonstrate principles of brief motivational interviewing during a role-play,* and for the small-group practice sessions: *demonstrate effective counseling skills during a 10–12 minute brief motivational interviewing consultation with a simulated patient.* It is recommended that simulated patient cases are taken from real-world examples, such as, patients overcoming ambivalence to quitting smoking, reducing alcohol, increasing exercise, improving diet, observance of safe sex practices, adherence to medication, and the like.

Tip 2

Select experienced educators

Several studies have advocated the employment of a multidisciplinary team of educators for achieving effective delivery of a brief motivational interviewing curriculum. One study used a team of psychologists and counselors (Martino et al. 2007), another study employed medical practitioners, psychologists, and psychiatrists (Poirier et al. 2004), yet another study used psychologists, psychiatrists, and mental health counselors (Haeseler et al. 2011), and our own program deploys psychologists, counselors, and general practitioners (Edwards et al. in press 2015), for teaching behavior change counseling skills to medical students. The most probable similarity across studies is that the educators were experienced and/or purpose-trained and display a special interest in health behavior change counseling. From our experience, each cohort of students contains one or two doubtful individuals who are less-willing to entertain this approach to helping patients move towards healthy outcomes. We believe educators who have first-hand experience with using motivational interviewing have the confidence, knowledge, and expertise to coach such students.

Tip 3

Provide theoretical perspectives

Integral to the *Learn* step of Sawyer et al.'s framework is acquiring the cognitive component or background knowledge required to perform a new skill (2015). Given that motivational interviewing is a complex, clinical method, we believe that understanding the theoretical perspectives of health behaviors helps students to comprehend the link between patients' motivations (e.g. biological motives, social motives, evolutionary, and incentive theories) and

their health choices. In our program, we preface our teaching of health behavior change counseling with an introductory session covering the basis of the health belief model (Rosenstock 1974), the theory of planned behavior (Ajzen 1991), and the transtheoretical/stages of change model (Prochaska and DiClemente 1984). This session uses case studies to assist students to explore patients' perceived susceptibility, severity, benefits, barriers, and cues to action (Rosenstock), their attitudes, beliefs, subjective norms, and perceived behavioral control (Ajzen), and evidence of patients' readiness for change (Prochaska & DiClemente). We believe that an evidence-based approach to teaching brief motivational interviewing to medical students is also one grounded in theory.

Tip 4

Share the evidence base

Medical educators who teach clinical communication skills continue to report barriers to effective teaching of psychological concepts and approaches (Litva and Peters 2008). While psychosocial factors are increasingly recognized as key determinants of health (Lynch et al. 2001), some studies suggest that medical students perceive psychology and clinical communication skills as something that is *nice to know*, but not necessarily *need to know* (Carr et al. 2007; De Visser 2009). When introducing brief motivational interviewing to our students, we emphasize the evidence for using this approach to increase credibility and encourage "*buy in*" from students. In developing a strong rationale for the applicability of behavior change counseling skills within the medical context, we recommend citing the plethora of studies that have demonstrated the efficacy of brief motivational interviewing for overcoming a range of unhealthy behaviors, and referencing the variety of settings that adopt it as a therapeutic technique. Teaching materials should direct students to the many meta-analyses and systematic reviews that have been published in the last decade (Lundahl et al. 2013). Attention to the evidence-base for using brief motivational interviewing in cross cultural contexts should be included.

Tip 5

Outline the "spirit", principles, and sequence

After learning the evidence-base for brief motivational interviewing, students should be introduced to the underlying philosophy or "*spirit*" of motivational interviewing (Miller and Moyers 2006). Specifically, *collaboration* between the health professional and the patient, *evoking* or drawing out the patient's ideas about changes, and acknowledging and honoring the *autonomy* of the patient in the change process (Miller and Rollnick 2002). It is important that medical educators emphasize that brief motivational interviewing is more than a set of technical steps; rather, it achieves therapeutic goals by employing a particular *way of being* or "*spirit*". Adherence to the "*spirit*" of motivational interviewing can reliably predict the outcome of a behavior change process (Miller and Mount 2001; Moyers et al. 2003; Madson and Campbell 2006; Gaume et al. 2008; Moyers et al. 2009). Ensuring that students understand this concept is vital.

In our 2-hour didactic workshop, students are asked to volunteer to take part in demonstration activities, where some students play the role of the patient and others, the doctor. Each volunteer is given a script, and students have to identify which doctor is demonstrating the “*spirit*” of *motivational interviewing* in their communication with their patient. Next, students need to understand the four principles that guide the behavior change process i.e. *expressing empathy, supporting self-efficacy, developing discrepancy, and rolling with resistance*. Finally, medical educators need to familiarize students with the components of the brief motivational interviewing sequence to assist students to develop therapeutic alliances and elicit discussions about change. Patient-centred counseling skills taught during history-taking sessions may need to be revised (e.g. open-ended questions, affirmations, reflections, and summaries). Tip 7 describes the sequence for brief motivational interviewing that we teach.

Tip 6

Show students what it looks like

The use of audio-visual resources assists in the translation of theory into practice (Kalish et al. 2011), and meets the visualization requirement of the *See* step in Sawyer et al.’s framework (2015). Medical educators should verbally explain each component in the brief motivational interviewing sequence, and then show a prerecorded audio-visual of a medical educator conducting each component with a simulated patient. Live demonstrations using transparent counseling pedagogy (i.e. where counseling is demonstrated and counsellor’s thinking is made transparent) are also valuable (Dollarhide et al. 2007). This verbal-visual process should continue until all the components of the brief motivational interviewing sequence have been demonstrated. Demonstrations should be concluded by showing a complete brief motivational interviewing consultation to enable students to integrate all the components of the process into a cohesive whole. We encourage students to directly apply their developing theoretical knowledge of behavior change counseling by critically appraising the videos and/or live demonstrations e.g. asking students to identify instances where the spirit and principles of motivational interviewing were demonstrated. The educators also inquire what was done well and what could be done differently in future health behavior change consultations. By chunking the teaching process, integrating practical demonstrations of each component, and encouraging critical appraisal of the visual resources, we believe that greater consolidation of the motivational interviewing process is enabled.

Tip 7

Give students a scaffold to follow

Motivational interviewing appears to be relatively simple process, however, developing competency in this counseling technique is more challenging to learn than assumed (Madson et al. 2009). We recommend that medical educators provide students with a guiding scaffold to help them stay on track when initially learning and practicing brief

motivational interviewing. The scaffold outlines the components, sequence (e.g. *establish rapport, set the agenda, assess importance, explore pros and cons, develop discrepancy, roll with resistance, support self-efficacy, and negotiate a change plan*), sample questions, statements and phrases that could be used in each component of the consultation (see Edwards et al. [in press](#)). It is important to emphasize that the sample questions and statements are only examples, not a script. Students need to be encouraged to develop their own language and individual approach within the parameters of the spirit of motivational interviewing. In our experience, medical educators are best to allow students to use the scaffold in early practices (the first 1–2) and gently phase-out the use of the scaffold as students’ skills and confidence improve. We found that overuse of the scaffold impacted negatively on the students’ ability to build a therapeutic alliance, as evidenced by feedback from the simulated patients. Medical educators should note that certain components of the brief motivational interviewing sequence have greater flexibility than others in terms of temporal patterning. That is, although a practitioner may be most likely to encounter resistance from a patient when eliciting change talk (e.g. develop discrepancy), there may be other instances where practitioners are required to roll with resistance early in consultation while establishing rapport.

Tip 8

Provide opportunities for skill practice

Sawyer et al. (2015) suggest that students learn to master new skills with focused and repetitive *Practice*. Evidence-based teaching of brief motivational interviewing supports practice that simulates real-world applications for the skill (Miller et al. 2004; Herschell et al. 2010). Simulation exercises for behavior change counseling typically translate to using peer-to-peer role-plays and/or simulated patient encounters (Lane et al. 2008). In the *Practice* step of the teaching framework, we introduce students to skills practice using 2-hour interactive role-play triad session. In the triad session, one student plays the role of a patient, a second student plays the role of the doctor, and a third student acts as an observer and provides feedback. Students take turns at playing the role of the doctor and each conduct three brief motivational interviewing cases (e.g. giving up smoking, reducing alcohol, and uptake of condom use). Several experienced educators (see Tip 2) move about the triads offering formative feedback and answering questions. Provision of constructive feedback during practice sessions improves knowledge and corrects errors (Sawyer et al. 2015). Skills practice is consolidated using simulated patient encounters. Multiple practice sessions interspersed with feedback and coaching has shown to be an effective approach for developing proficiency with brief motivational interviewing skills (Miller et al. 2004). Our students attend practice sessions with simulated patients in small groups (approx. 4 students), for 4 weeks. Each week, each student conducts a brief motivational interviewing consultation with a simulated patient while an experienced educator and the remaining students observe and provide feedback. Students have the opportunity to watch or practice brief motivational interviewing using sixteen different simulated patient cases over the teaching period.

Tip 9***Involve clinical students in teaching***

Some studies have examined the efficacy of using medical students in their clinical years to educate or coach those in their pre-clinical training; a process sometimes called, near-peer tutoring (Lockspeiser, et al. 2008; Turner et al. 2012). The suggested benefits of using students as tutors are two-fold: the cognitive and social congruence experienced by the student-learner, and the consolidation of knowledge for the student-tutor (Lockspeiser et al. 2008). In our medical program, students in their clinical years can apply to join a student-as-tutor program. Once selected for the tutor program, students receive on-going professional development training in delivery of effective feedback, and can volunteer to assist with teaching brief motivational interviewing to students in their pre-clinical years. Anecdotal records indicate that pre-clinical students appreciate sharing the journey of learning the principles of motivational interviewing, and enjoy hearing real-world stories from their more experienced colleagues.

Tip 10***Use varied formative and summative assessments***

Providing progressive feedback during training (formative assessment) and identification of students' difficulties after training (summative assessment) allows for remediation in simulation-based mastery learning (Trumbull and Lash 2013; Sawyer et al. 2015). Objective skills assessment is the focus of the *Prove* step of Sawyer et al. (2015) pedagogical approach. Several studies investigating the effectiveness of teaching motivational interviewing have demonstrated that provision of feedback throughout the training process promotes understanding and retention of behavior change counseling skills (Madson et al. 2009; Barwick et al. 2012; Schwalbe et al. 2014), and assists students to clarify learning objectives and progress towards achieving same (Hattie and Timperley 2007). Students in our program receive verbal feedback from experienced educators during the role-play triads and the simulated patient encounters. Student-peers are also encouraged to provide objective feedback. Summative assessment of brief motivational interview is conducted using a multi-media examination. The exam contains stimulus video vignettes; three to five minute excerpts of a doctor's behavior change conversation with their patient. Students are required to answer short answer questions (or extended match questions) about the videos. For example, students might be asked to list up to eight skills demonstrated by the doctor that are most likely to improve the patient's motivation to change his behavior. The exam has demonstrated good psychometric properties according to a five year review conducted by our assessment team.

Tip 11***Integrate and maintain***

Following Sawyer et al.'s (2015) *Maintain* step of the pedagogical framework, we suggest the learning objectives for

teaching brief motivational interviewing (see Tip 1) be mapped onto the patient-centred communication skills curriculum across the entire medical program. For example, in the pre-clinical years our students start by learning the communication skills required to take a medical history, display empathy, break bad news according to the SPIKES protocol, and communicate with patients with special needs (e.g. children, elderly, non-English speaking backgrounds). Our students also learn to communicate effectively in healthcare teams, such as conducting clinical handovers, practicing graded assertiveness, and practicing closed loop communication. At the end of the preclinical years our students practice open disclosure conversations, conduct behavior change conversations (i.e. brief motivational interviewing) and conduct shared decision making consultations. We train our students with the intention that the communication skills practiced in simulated activities in the preclinical years will be applied with their patients in the real-world during their clinical placements and beyond. In our program, brief motivational interviewing skills are maintained in two ways. First, students are required to conduct two brief motivational interviewing consultations with real patients while on their clinical placement in the general practice (i.e. primary care setting). Their supervising general practitioner is asked to observe the consultation and provide written feedback. Secondly, students are required to attend a back-to-base workshop in their final year of training. The workshop contains a range of clinical and procedural skills and includes a session to refresh knowledge and skills of brief motivational interviewing. One study reported that medical students who continued to use motivational interviewing in real-world settings displayed heightened levels of patient insight and progress, and subsequent increased self-confidence and competency as a practitioner (Shemtob 2016); a sentiment we hope the graduates of our own program experience. We are in the early stages of planning an alumni study to substantiate this assumption.

Tip 12***Reflect and evaluate***

Teaching brief motivational interviewing requires ongoing reflection, assessment, and evaluation (Miller and Moyers 2006). The educative evaluation process identifies ways to strengthen delivery and overall teaching quality (Shemtob 2016). We regularly evaluate our program to stay abreast of best-practice. Specifically, our evaluation has focused on improving the ease with which students are able to process and apply the patient-centred counseling skills. Recent enhancements to our program are evidenced by the commitment to maintaining an experienced multi-disciplinary teaching team (see Tip 2), the inclusion of interactive activities to engage students in the initial 2-hr didactic workshop (see Tip 5), and the integration of student-tutors in the small group practice sessions (see Tip 9). These changes have been informed by anonymous online teaching evaluations (i.e. e-Tevals), verbal feedback provided by students to educators, and a formal, robust examination of the effectiveness of the teaching program and resources (Edwards et al. in press). We advocate for ongoing reflection and evaluation.

Conclusions

Reflection on the successes and challenges of developing an evidence-based program of teaching behavior change counseling skills in our medical program for over a decade, prompted us to share our insights with others. As indicated in this article, we suggest using the *Learn, See, Practice, Prove, Do, Maintain* approach (Sawyer et al. 2015), and recommend the inclusion of both didactic teaching and simulation environments. For medical educators developing or re-developing a teaching program for brief motivational interviewing, the tips provide practical strategies and advice.

Disclosure statement

The authors report no conflicts of interest. The authors alone are responsible for the content and writing of the article.



Notes on contributors

Elizabeth J. Edwards, BEd, BSocSc (Psych) (Hons I), PhD, is a registered psychologist and an Assistant Professor of Clinical Practice in the Doctor of Medicine program at Bond University.

Amy J. Bannatyne, BSocSc (Psych) (Hons I), MPsyc (Clin), is a registered Clinical Psychologist, Teaching Fellow in the School of Psychology, Clinical Communication Skills Tutor in the medical program, and Research Project Manager in the Office of Learning and Teaching, at Bond University.

Ashley C. Stark, BA (Hons), MCouns, is a Teaching Fellow in the School of Psychology, Clinical Communication Skills Tutor in the medical program, and Academic Developer in the Office of Learning and Teaching at Bond University.

ORCID

Elizabeth J. Edwards  <http://orcid.org/0000-0002-7549-205X>
Amy J. Bannatyne  <http://orcid.org/0000-0002-4573-6199>

References

- Ajzen I. 1991. The theory of planned behavior. *Organ Behav Hum Decis Process.* 50:179–211.
- Barwick MA, Bennett LM, Johnson SN, McGowan J, Moore JE. 2012. Training health and mental health professionals in motivational interviewing: a systematic review. *Child Youth Serv Rev.* 34: 1786–1795.
- Bell K, Cole BA. 2008. Improving medical students' success in promoting health behavior change: a curriculum evaluation. *J Gen Intern Med.* 23:1503–1506.
- Butler CC, Rollnick S, Cohen D, Bachmann M, Russell I, Stott N. 1999. Motivational consulting versus brief advice for smokers in general practice: a randomized trial. *Br J Gen Pract.* 49:611–616.
- Carr JE, Emory EK, Errichetti A, Johnson SB, Reyes E. 2007. Integrating behavioral and social sciences in the medical school curriculum: opportunities and challenges for psychology. *J Clin Psychol Med Settings.* 14:33.
- De Visser R. 2009. Psychology in medical curricula: 'need to know' or 'nice to know'. *Eur J Health Psychol.* 11:20–23.
- Dollarhide CT, Smith AT, Lemberger ME. 2007. Counseling made transparent: pedagogy for a counseling theories course. *Couns Educ Supervision.* 46:242.
- Edwards EJ, Arora B, Green P, Nielson T. Forthcoming 2017. Motivational interviewing in medical curricula. *Clin Teach.*
- Edwards EJ, Stapleton P, Williams K, Ball L. 2015. Building skills, knowledge and confidence in eating and exercise behavior change: brief motivational interviewing training for healthcare providers. *Patient Educ Couns.* 98:674–676.
- Ezzati M, Lopez AD, Rodgers A, Vander Hoorn S, Murray CJ. 2002. Selected major risk factors and global and regional burden of disease. *Lancet.* 360:1347–1360.
- Gaume J, Gmel G, Daeppen J-B. 2008. Brief alcohol interventions: do counsellors' and patients' communication characteristics predict change? *Alcohol Alcohol.* 43:62–69.
- Haeseler F, Fortin AH, Pfeiffer C, Walters C, Martino S. 2011. Assessment of a motivational interviewing curriculum for year 3 medical students using a standardized patient case. *Patient Educ Couns.* 84:27–30.
- Hattie J, Timperley H. 2007. The power of feedback. *Rev Educ Res.* 77:81–112.
- Herschell AD, Kolkko DJ, Baumann BL, Davis AC. 2010. The role of therapist training in the implementation of psychosocial treatments: a review and critique with recommendations. *Clin Psychol Rev.* 30:448–466.
- Kalish R, Dawiskiba M, Sung Y, Blanco M. 2011. Raising medical student awareness of compassionate care through reflection of annotated videotapes of clinical encounters. *Educ Health.* 24:490.
- Lane C, Hood K, Rollnick S. 2008. Teaching motivational interviewing: using role play is as effective as using simulated patients. *Med Educ.* 42:637–644.
- Levensky ER, Forcehimes A, O'Donohue WT, Beitz K. 2007. Motivational interviewing: an evidence-based approach to counseling helps patients follow treatment recommendations. *Am J Nurs.* 107:50–58.
- Litva A, Peters S. 2008. Exploring barriers to teaching behavioural and social sciences in medical education. *Med Educ.* 42:309–314.
- Lockspeiser TM, O'Sullivan P, Teherani A, Muller J. 2008. Understanding the experience of being taught by peers: the value of social and cognitive congruence. *Adv Health Sci Educ.* 13:361–372.
- Lundahl B, Moleni T, Burke BL, Butters R, Tollefson D, Butler C, Rollnick S. 2013. Motivational interviewing in medical care settings: a systematic review and meta-analysis of randomized controlled trials. *Patient Educ Couns.* 93:157–168.
- Lynch J, Smith GD, Hillemeier M, Shaw M, Raghunathan T, Kaplan G. 2001. Income inequality, the psychosocial environment, and health: comparisons of wealthy nations. *Lancet.* 358:194–200.
- Madson MB, Campbell TC. 2006. Measures of fidelity in motivational enhancement: a systematic review. *J Subst Abuse Treat.* 31:67–73.
- Madson MB, Loignon AC, Lane C. 2009. Training in motivational interviewing: a systematic review. *J Subst Abuse Treat.* 36:101–109.
- Martino S, Haeseler F, Belitsky R, Pantalon M, Fortin AH. 2007. Teaching brief motivational interviewing to year three medical students. *Med Educ.* 41:160–167.
- Miller WR, Mount KA. 2001. A small study of training in motivational interviewing: does one workshop change clinician and client behavior? *Behav Cognit Psychother.* 29:457–471.
- Miller WR, Moyers TB. 2006. Eight stages in learning motivational interviewing. *J Addict.* 5:3–17.
- Miller WR, Rollnick S. 2002. *Motivational interviewing: preparing people for change.* New York (NY): Guilford Press.
- Miller WR, Yahne CE, Moyers TB, Martinez J, Pirritano M. 2004. A randomized trial of methods to help clinicians learn motivational interviewing. *J Consult Clin Psychol.* 72:1050.
- Moyers T, Martin T, Catley D, Harris KJ, Ahluwalia JS. 2003. Assessing the integrity of motivational interviewing interventions: reliability of the motivational interviewing skills code. *Behav Cognit Psychother.* 31:177–184.
- Moyers TB, Martin T, Houck JM, Christopher PJ, Tonigan JS. 2009. From in-session behaviors to drinking outcomes: a causal chain for motivational interviewing. *J Consult Clin Psychol.* 77:1113.
- Poirier MK, Clark MM, Cerhan JH, Pruthi S, Geda YE, Dale LC. 2004. Teaching motivational interviewing to first-year medical students to improve counseling skills in health behavior change. Paper presented at the Mayo Clinic Proceedings.
- Prochaska J, DiClemente C. 1984. Self change processes, self efficacy and decisional balance across five stages of smoking cessation. *Prog Clin Biol Res.* 156:131.
- Rollnick S, Heather N, Bell A. 1992. Negotiating behaviour change in medical settings: the development of brief motivational interviewing. *J Mental Health.* 1:25–37.
- Rollnick S, Mason P, Butler C. 1999. *Health behaviour change: a guide for health care professionals.* London (UK): Churchill Livingstone.
- Rollnick S, Miller WR, Butler CC. 2007. *Motivational interviewing in health care: helping patients change behavior* 1st ed. New York (NY): Guilford Press.

- Rosenstock IM. 1974. The health belief model and preventive health behavior. *Health Educ Monogr.* 2:354–386.
- Sawyer T, White M, Zaveri P, Chang T, Ades A, French H, Anderson J, Auerbach M, Johnston L, Kessler D. 2015. Learn, see, practice, prove, do, maintain: an evidence-based pedagogical framework for procedural skill training in medicine. *Acad Med.* 90: 1025–1033.
- Schwalbe CS, Oh HY, Zweben A. 2014. Sustaining motivational interviewing: a meta-analysis of training studies. *Addiction.* 109: 1287–1294.
- Shemtob L. 2016. Should motivational interviewing training be mandatory for medical students? *Med Educ Online.* 21:31272.
- Spollen JJ, Thrush CR, Mui D-v, Woods MB, Tariq SG, Hicks E. 2010. A randomized controlled trial of behavior change counseling education for medical students. *Med Teach.* 32:e170–e177.
- Trumbull E, Lash A. 2013. *Understanding formative assessment: insights from learning theory and measurement theory.* San Francisco (CA): WestEd. 2.
- Turner SR, White J, Poth C. 2012. Twelve tips for developing a near-peer shadowing program to prepare students for clinical training. *Med Teach.* 34:792–795.